


FAMILY

MRP  
PUBLICATIONS

# INTERIORS

Pune • Vol. 1 • Issue 4 • July - Sept 2020 • Price Rs. 100/- • Pages Nos. 84 • [www.familyinteriors.in](http://www.familyinteriors.in)




Creativity | Identity | Responsibility | Commodity | Criticality



Bobby Sujansingani



Rucha Nangare



The pool reflecting the expanse of sky

*"We met, Me touched and We left". Hidden Retreat is a 20-weekend villa project amidst farmlands away from the hustle-bustle of the city. The otherwise rectangular central open space was designed as a clearing in thicket of trees.*

#### Title of the Project

## HIDDEN RETREAT AHMEDABAD

#### Project details

- a. Location : Bhat, Ahmedabad, Gujarat  
(22°51'54.2"N 72°28'24.7"E)
- b. Client : Anaya Infracom Pvt. Ltd., Ahmedabad, Gujarat
- c. Landscape Design team : Mr. Bobby Sujansingani, Ms. Rucha Nangare and Ms. Nikita Jain
- d. Consultants
  - Architects : FLXBL Design Con. P. Ltd, Ahmedabad
  - Electrical : Design Tech Consultants, Ahmedabad
  - Plumbing : Avani Enterprise, Ahmedabad
  - Swimming Pool : Bluelagoon Pools and Spas, Ahmedabad
- e. Total site area : 1.25 acres
- f. Total Landscape Area : 0.90 acres
- h. Materials used for hardscape : Dhangadra stone, GreyKota stone and Eco pavers.

- a. **Context for the project** (surroundings, client requirement, site features, etc.) : The site is located around 25kms to the South West of Ahmedabad from Sarkhej Gandhinagar Highway. The discussions with Clients were to create this space an introverted cocooned place for family and friends as it was to be used over weekends. It must be low on maintenance was one of the key discussions. The site is amidst fields where from the main road one has to cross a small canal to reach site.
- b. **Design intent:** To create a place where you decide to hideaway within close proximity of city drive. An experience which one is devoid of in city life. While all amenities are catered to, it's the way one sees or enjoys was the design intent of this project. It has to be full of surprises and flora which attracts a lot of birds creating a small world within.
- c. **Design concept and response to the site:** "We met, Me touched and We left". Hidden Retreat is a 20-weekend villa project amidst farmlands away from the hustle-bustle of the city. The otherwise rectangular central open space was designed as a clearing in

thicket of trees. 'Orderly Chaos' the way we would like to call it, reinforces the natural character of the space with open ended edges incorporating all amenities like open lawn, sit-out areas, deck, swimming pool, barbeque station and parking. The design extended itself to allow for use of terrace through a machan like structure which is an experience one would get once trees attain its full maturity. The villas were envisaged as green room villas where each villa gets a small lawn to have a cup of coffee but when green cover takes over it's a small "nest" in itself.

**d. Special aspects of the design, challenges and opportunities:** The major challenge was within our minds as in this particular case the Client, the Architect including us were very clear, yes it is gated, yes there are many more projects in and around Ahmedabad, yes all will have almost the same amenity list but we will try and make it unique. An experience where the end user wants to use almost over every weekend. To make a conventional gated housing to look as one. The central open space was to be made to feel as the backyards of the house more than the entrance through the society road so that the occupants feel it more as their own space than a shared open space.

**e. User-experience :** One often experiences the fact you have a nice driveway; porch drop off etc in any gated community of this scale. Here we said its like a thinning of forest. Carefully each cube of house is cut and placed, the trees ones they mature will again take over. The car comes ones a week or maybe twice hence shying away from conventional road to create a lawn driveway hence recharging complete water and creating a complete foreground to each villa. By this we could connect the central lawn to each house almost seamlessly. The product, the boundary of the end user almost disappeared.

**f. Aspect of Team work involved:** The team of us with Client and Architect was in sync with the project. While as a team we were working on many projects together, but this required a different mind set as it did not have any preconceived notions about design. When we got involved in the project the basic structure of villas was almost ready but suggestions for refinement of structure were accepted for the weaving in of green, spreading of horizontal plane, insertion of trees between spaces of two villas were unanimous. The open lines of communication with each other and the freedom of creativity given by Client including the confidence showed in us made this project the way we had envisaged.




Each cube of house is built within the thought process that over a period of time, the trees ones they mature will again taking over.

**g. Way forward for the project and your role in it as a landscape architect:** As Landscape Architect we took the responsibility to ensure that as one enters this premise it adheres to its name HIDDEN RETREAT. As trees mature and overall, the landscape matures we have almost imagined this to be like a green tree cover on top with matchbox like small structures gently placed amidst vast open fields.



The play of light and shadows creates dramatic effects with the grasses in front and machan in backdrop.



Garden by the Walkway  
Jacquemontia violacea creeper  
over compound wall from outside.



The overall view of the site with swath of lawn and machan over the pool.

**Landscape Layout Plan**



**Site Plan**

1. Main entrance to Hidden Retreat
2. Drive over lawn expanding the vastness of space
3. Entrance to central open lawn
4. Breakfast deck amidst flowers
5. Caterpillar inspired staircase connecting to machan
6. Swimming pool fragmented like crack in ground
7. Pool deck merging into the pool with a bench
8. Space for Barbeque station next to the swimming pool
9. Incidental parking spaces amidst dense trees
10. Planters with creepers climbing on trellis
11. Backyards converted into utilitarian gardens
12. Children's play area with sand pit and play equipments